

Part 1 Non-Champions

Eric Lemming - SWE

(22/02/1880 - †05/06/1930)

Annual Progression

	JT	HT	DT	SP
1896	36.45 (9)			
1897	40.41 (3)			
1898	41.81 (1)			
1899	49.32 (1)		33.25	
1900	47.80 (3)		38.56	
1901	44.37 (2)			
1902	51.95 (1)		36.20	11.65
1903	53.79 (1)		35.11	
1904	50.05 (3)	40.70	35.01	12.29
1905	51.40 (1)			
1906	53.79 (1)	40.05	37.85	13.02
1907	54.15 (1)	40.82	37.85	
1908	57.33 (1)	44.55	39.88	12.80
1909	57.61 (1)	42.52	38.81	
1910	56.60 (2)	43.27	40.05	
1911	58.27 (1)	48.99		
1912	62.32 (1)			
1913	62.16 (1)		41.23	
1914	57.69 (7)			
1915	59.16 (4)	49.20	42.49 (5)	
1916	57.54 (9)	46.20	42.30	
1917	56.62 (12)	46.84 (5)	44.90 (2)	13.05
1918	58.21 (4)	45.68 (5)	41.11	13.10
1919	56.00	45.20		
1920	54.71			
1921	55.35 (40)	41.48 (44)		
1922	55.10 (42)	44.44 (25)	40.95 (36)	

OG

1900

HJ 4= 1.70 PV 4= 3.10 LJ 12 5.50

TJ N/K DT 8= 32.50 HT N/K

1906

DT 4 35.62 SP 3 11.26 TJ 13 12.19

JT-(F/Style) 1 53.90; Standing LJ 26 2.53; Pen 3 29 pts;

Stone Putt 4 18.21; DT (Greek Style) 8=

1908

JT 1 54.83; HT 8 43.06 JT (F/S) 1 54.45

1912

JT 1 60.64; JT (both hands) 4 98.59; DT (both) 11 87.08

National titles

PV 1899-2.90

SP 1904-21.30 (bh); 1905-22.54 (bh); 1908-22.39 (bh); 1909-22.97 (bh); 1915-23.60 (bh); 1917-24.33 (bh)

DT 1903-59.87 (bh); 1907-65.28 (bh); 1908-68.51 (bh)



HT 1904-35.45; 1905-38.95; 1907-38.81; 1908-41.27; 1909-42.52

JT 1899-76.90 (bh); 1902-84.99 (bh); 1903-72.08 (bh); 1904-85.63 (bh); 1905-86.37 (bh); 1907-88.42 (bh); 1908-89.28 (bh); 1909-90.04 (bh); 1911-91.45 (bh); 1912-94.07 (bh)

National Records

SP	12.235	Borås	27/03/04	
	12.80	Linköping	06/09/08	
DT	35.11	Göteborg	06/09/03	
	37.85	Göteborg	30/09/06	
	38.63	Göteborg	11/10/08	
	39.88	Göteborg	17/10/08	
HT	38.95	Helsingborg	19/08/05	
	40.01	Göteborg	09/09/06	
	44.55	Göteborg	31/08/08	
	42.52	Göteborg	11/09/09	
	43.27	Göteborg	14/08/10	
	46.81	Vänernborg	24/09/11	
JT	49.32	Göteborg	18/06/99	WB
	51.95	Göteborg	07/09/02	WB
	53.79	Stockholm	31/05/03	WB
	53.90	Athina	26/04/06	WB
	56.46	Malmö	11/07/09	
	56.64	Malmö	25/07/09	
	58.27	Linköping	10/09/11	WB
	60.64	Stockholm	06/07/12	WB
62.32	Stockholm	29/09/12	WR	

Top 10 Marks

62.32	1	Stockholm	29/09/12	
62.16	1	Stockholm	01/06/13	
60.64	1	Stockholm	06/07/12	OG
59.16		Stockholm	22/08/15	
58.27	1	Linköping	10/09/11	
57.69		Stockholm	07/06/14	
57.61	1	Stockholm	12/09/09	
57.54		Malmö	/08/16	
57.33	1	Stockholm	07/06/08	
56.64	1	Malmö	25/07/09	

2:37:06	2	Helsinki	09/07/28
(short 41.6km)			
2:39:33	2	Hyvinkaa	18/05/24
(short 40/40.6 km)			
2:41:23	1	Paris	13/07/24 OG
3:03:55	3	Helsinki	04/07/09
3:14:59	2	Helsinki	03/10/09

Albin Stenroos - FIN

(25/02/1889 - †30/04/1971)

Annual Progression

	5000m	10000m	Marathon
1909			3:03:55
1910	16:06.2	32:54.4 (8)	
1911	15:42.2 (8)		
1912	16:07.7	32:21.8 (8)	
1913	15:52.2	32:31.6 (6)	
1914	15:31.0 (4)	32:32.0 (4)	
1915	15:24.0 (1)	32:37.7 (5)	
1916	15:38.1 (7)	33:15.4	
1917	15:38.1	33:15.0	
1918		33:07.1	
1923	15:40.3 (32)	32:54.5 (18)	
1924		32:48.5 (26)	2:41:22.6 (3)

OG

1912	10000m	3	32:21.8; 3000m Team race 1
1924	Mar	1	2:41:22.6

National Titles

5000m 1912-16:07.7; 1913-15:52.2; 1915-15:49.1; 1916-15:38.1
 10000m 1910-33:30.4; 1912-33:05.4; 1913-33:15.8; 1915-32:37.7; 1916-33:15.4
 X-C 1915 1916 1917

National Records

10000m	34:01.8	Helsinki	22/09/07
	32:57.5	Stockholm	22/08/09
	32:52.4	Helsinki	19/06/10

Other world records

20km	67:11.2	Helsinki	09/09/23	WR
30km	1:48:06.2	Helsinki	26/09/15	WR
	1:46:11.6	Viipuri	31/08/24	WR

Top Marks

Mar	2:29:40	2	Boston	19/04/26
	(short 24.7 mi/39.75km)			



Hannes Kolehmainen - FIN

(09/12/1889 - †11/01/1966)

Annual Progression

	3000m	5000m	10000m
1908			34:22.2
1909		16:57.0	
1910	8:59.3	15:53.0 (8)	32:36.1 (5)
1911	8:48.5 (1)	15:28.1 (4)	32:17.4 (2)
1912	8:36.9 (1)	14:36.6 (1)	31:20.8 (1)
1913			31:25.2 (2)
1914		14:57.8 (1)	31:27.4 (1)
1915			33:03.5
1916			32:50.2
1920		15:35.8	32:08.9 (8)
1921	9:20.2	15:36.3 (19)	32:06.1 (4)
1922		15:51.8 (38)	32:43.0 (12)
1923		15:30.0 (17)	32:41.6 (10)
1924			35:00.0
1925			33:54.0
1926			33:18.0 (50)
1927			32:37.2 (29)

Marathon: 1920-2:32.25.8.8 (1)

OG

1912 5000m 1 14:36.6; 10000m 1 31:20.8; X-C 1;
 3000m Team race 1
 1920 Mar 1 2:32:25.8
 1924 Mar DNF

National titles

FIN 5000m 1911-16:03.9
 10000m 1911-32:59.9

AAU (USA)

5 miles: 1912-25:43.4; 1913-26:10.6; 1915-25:50.8
 10 miles: 1913-51:03.4; 1914-52:47.6; 1915-53:32.2;
 1916-52:50.8
 X-C: 1914

National Records

1500m	4:17.7	Helsinki	05/06/10	
	4:15.0	Helsinki	18/06/10	
	4:08.7	Helsinki	25/05/11	
1 Mile	4:49.8	Helsinki	03/10/09	
	4:34.1	Helsinki	05/08/11	
3000m	9:30.2	Helsinki	24/04/10	
	9:06.4	Berlin	18/09/10	
	8:59.3	Helsinki	18/06/10	
	8:48.5	Oulunkylä	24/09/11	
	8:36.9	Stockholm	12/07/12	WR
5000m	14:36.6	Stockholm	10/07/12	WR
10000m	32:36.1	Stockholm	25/09/10	
	32:17.4	Viipuri	30/07/11	
	31:47.5	Helsinki	27/05/12	
	31:20.8	Stockholm	08/07/12	WR

Other world records

25km	1:26:29.6	Tampere	10/10/20	WR
	1:25:20.0	Tampere	22/06/22	WR
30km	1:47:13.4	Viipuri	01/10/22	WR
Mar	2:32:35.8	Antwerpen	22/08/20	WB

Top 10 Marks

5000m	14:36.6	1	Stockholm	10/07/12	OG
	14:57.8	1		04/04/14	
	15:10.9	1	Helsinki	18/07/14	
	15:11.4	1	Stockholm	08/07/12	
	15:13.8	1	Berlin	28/04/12	
	15:16.4	1	Helsinki	26/05/12	
	15:19.8	1	Kuopio	20/06/14	
	15:21.3	1	Turku	25/07/14	
	15:27.7 +		Helsinki	19/07/14	
	15:28.1	1	Helsinki	24/05/11	
10000m	31:20.8	1	Stockholm	08/07/12	OG
	31:25.2	1	New York	01/11/13	
	31:27.4	1	Tampere	02/08/14	
	31:43.8		Turku	26/07/14	
	31:44.8		Helsinki	19/07/14	




	31:47.5	1	Helsinki	27/05/12	
	31:49.2		Kuopio	21/06/14	
	32:06.1	1	Pori	10/08/21	
	32:08.9	1	Helsinki	19/09/20	
	32:17.4	1	Viipuri	30/07/11	
Mar	2:31:58.6	4	Boston	19/04/17	26.5 miles
	2:32:35.8	1	Antwerpen	22/08/20	OG 42.75km
	2:42:59	3	Göteborg	05/09/09	40.2km
	2:47:49.4	1	New York	05/06/20	26.5 miles
	2:52:36	4	Viipuri	21/06/08	40.2km
	2:57:25.4	3	Helsinki	02/09/07	40.2km
	3:05:22	2	Helsinki	13/06/09	
	3:06:19	3	Viipuri	16/06/07	40.2km
	3:09:19	5	Stockholm	31/08/09	
	3:10:31	4	Hanko	19/09/09	

Paavo Nurmi - FIN

(13/06/1897 - †02/10/1973)

Annual Progression

	1500m	3000m	5000m	10000m
1914		10:06.9		
1915	4:37.4	9:30.6	15:57.4	
1916			15:52.8	34:35.0
1917		9:47.8	15:47.4	
1918	4:29.2		15:50.7	
1919	4:23.0	8:58.1	15:31.5	32:56.0
1920	4:05.5	8:36.2	15:00.0 (3)	31:45.8
1921	3:59.1 (1)	8:37.5 (1)	14:53.8 (1)	30:40.2 (1)
1922	3:59.8 (1)	8:28.6 (1)	14:35.3 (1)	
1923	3:53.0 (1)	8:27.8 (1)	14:39.9 (1)	31:51.0 (4)
1924	3:52.6 (1)	8:32.0 (1)	14:28.2 (1)	30:06.1 (1)
1925	3:56.2 i	8:26.4i	14:38.0i	30:40.2 (1)
1926	3:52.8 (3)	8:20.4 (1)	14:34.0 (1)	31:12.2 (1)
1927	3:57.7 (6)	8:31.4 (2)	14:54.4 (2)	
1928	3:57.3 (12)	8:29.6 (1)	14:40.0 (3)	30:18.8 (1)
1929		8:36.6i	14:55.4 (4)	
1930	4:03.0 (30)	8:35.0 (4)	14:40.7 (1)	31:04.6 (1)
1931		8:24.4 (2)	14:47.6 (5)	30:50.6 (1)
1932				30:40.9 (4)
1933	3:55.8 (13)	8:27.5 (4)	14:46.6 (7)	31:33.0 (8)
1934		8:55.4	15:12.0 (43)	31:39.2 (11)



800m 1921-1:58.4 (48); 1922-2:01.8; 1923-1:56.3 (20); 1924-2:05.6; 1925-1:57.0 (48); 1926-1:58.9
 1 Mile 1920-4:27.2; 1921-4:13.9 (2); 1922-4:19.1 (4); 1923-4:10.4 (1); 1925-4:12.0i; 1926-4:11.9 (1); 1928-4:25.8
 3km SC: 1922-9:54.8 (1); 1928-9:31.2 (2)

Internationals: 8

OG

1920 5000m 2 15:00.0; 10000m 1 31:45.8; X-C 1 27:15.0; X-C Tm 1 10pts
 1924 1500m 1 3:53.6; 5000m 1 14:31.2; X-C 1 32:54.8; X-C Tm 1 11pts; 3000m Tm 1 8pts
 1928 5000m 2 14:40.0; 10000m 1 30:18.8; 3000mSC 2 9:31.2

National Titles

800m 1923-1:56.3
 1500m 1920-4:05.1; 1922-4:01.9; 1933-3:55.8
 5000m 1920-15:00.5; 1921-15:21.5; 1923-15:11.8; 1926-14:48.3; 1927-14:54.4
 10000m 1921-33:02.6; 1924-30:32.2; 1926-31:12.2; 1930-31:04.6
 3000mS 1922-9:54.8
 X-C 1920; 1921; 1922; 1926; 1928; 1930; 1932

AAA ENG 4 Miles 1922-19:52.2
 2 Miles S 1922-11:11.2

AAU USA i 2 Miles 1925-9:03.6

National records

800m	1:56.3	Kuopio	18/08/23	
1500m	3:59.8	Helsinki	17/09/22	
	3:55.6	Kotka	04/08/23	
	3:53.0	Stockholm	23/08/23	WR
	3:52.6	Helsinki	19/06/24	WR

GREAT ATHLETES

EUROPEAN CHAMPIONSHIPS

1 Mile	4:13.9	Stockholm	10/07/21	
	4:10.4	Stockholm	23/08/23	WR
2000m	5:26.3	Tampere	04/09/22	WR
	5:24.6	Kuopio	18/06/27	WR
3000m	8:36.2	Turku	29/05/20	
	8:28.6	Turku	27/08/22	WR
	8:27.8	København	17/09/23	
	8:25.4	Berlin	24/05/26	WR
	8:20.4	Stockholm	13/07/26	WR
5000m	14:35.3	Stockholm	12/09/22	WR
	14:28.2	Helsinki	19/06/24	WR
10000m	30:40.2	Stockholm	22/06/21	WR
	30:06.1	Kuopio	31/08/24	WR
1 Hour	19.210km	Berlin	07/10/28	WR
4x1500m	16:26.2	Stockholm	12/07/26	WR
	16:11.4	Viipuri	17/07/26	WR

Other World records

2 Miles	8:59.6	Helsinki	24/07/31	WR
3 Miles	14:11.2	Stockholm	24/08/23	WR
4 Miles	19:15.6	Viipuri	01/10/24	WR
5 Miles	24:06.2	Viipuri	01/10/24	WR
6 Miles	29:36.4	London	09/06/30	WR
15km	46:49.6	Berlin	07/10/28	WR
10 Miles	50:15.0	Berlin	07/10/28	WR
20km	64:38.4	Stockholm	03/09/30	WR

Indoors

1500m	3:56.2	New York	06/01/25	WB
1 Mile	4:13.6	New York	06/01/25	WB
	4:12.0	Buffalo	07/03/25	WB
2000m	5:33.0	New York	17/01/25	WB
	5:30.2	New York	28/01/25	WB
	5:22.4	New York	12/02/25	WB
3000m	8:26.8	New York	15/01/25	WB
	8:26.4	New York	12/03/25	WB
2 Miles	9:16.2	Boston	31/01/25	EB
	9:09.2	New York	03/02/25	EB
	9:08.0	Brooklyn	07/02/25	WB
	8:58.2	New York	14/02/25	WB
5000m	14:44.6	New York	06/01/25	WB

Top 10 Marks

1500m	3:52.6	1	Helsinki	19/06/24
	3:52.8	3	Berlin	11/09/26
	3:53.0*	1	Stockholm	23/08/23
	3:53.6	1	Colombes	10/07/24 OG
	3:53.6*	1	Stockholm	12/07/26
	3:54.9	1	Turku	22/07/26
	3:55.1	1	Helsinki	07/07/26
	3:55.8	1	Turku	06/08/33 NC
	3:56.2*i	1	New York	06/01/25
	3:56.6	1	Kotka	04/08/23
5000m	14:28.2	1	Helsinki	19/06/24
	14:31.2	1	Colombes	10/07/24 OG
	14:34.0	hcp	Wien	21/09/26

	14:35.3	1	Stockholm	12/09/22
	14:36.1	1	Turku	23/07/26
	14:39.9	1	Stockholm	24/08/23
	14:40.0e	2	Amsterdam	03/08/28 OG
	14:40.8	1	Helsinki	27/08/30
	14:43.8	1	Turku	14/09/24
	14:44.9	hcp	Kokkola	10/08/22
10000m	30:06.1	1	Kuopio	31/08/24
	30:18.8	1	Amsterdam	29/07/28 OG
	30:20.9	1	Tampere	15/09/24
	30:32.2	1	Lahti	24/08/24 NC
	30:40.2	1	Stockholm	22/06/21
	30:40.2	1	Helsinki	06/09/25
	30:40.9	1	Turku	27/05/32
	30:50.6	1	Stockholm	30/08/31
	31:04.6	1	Tampere	17/08/30 NC
	31:10.0*	1	Berlin	07/10/28

Ville Ritola-FIN

(18/01/1896 - †24/04/1982)

Annual Progression

	1500m	3000m	5000m	10000m
1921				32:50.0* (13)
1922			15:25* (10)	31:35* (2)
1923			15:02.8 (3)	31:38* (1)
1924	3:58.3 (8)	8:40.3 (3)	14:31.5 (2)	30:23.2 (2)
1925	4:02.4 i	8:35.0i	14:23.2i	32:31* (16)
1926		8:31.8i	14:47.6i	
1927				32:34* (24)
1928		8:47.0 (15)	14:36.2 (1)	30:19.4 (2)


3000m SC 1924-9:33.6 (2); 1928-9:46.6 (15)
 Mar 1922-2:21:45-short (37,2 km)
 6 Miles 1921-31:39.2 (5); 1922-30:25* (1);
 1923-30:30.4 (1); 1924-29:38.5 (2)
 1925-31:21.4 (2); 1926-30:55.6 (1)
 1927-30:43.4 (1)

OG

1924 5000m 2 14:31.4; 10000m 1 30:23.2;
 X-C 2 34:19.4;
 XC Tm-1 11pts; 3000m Tm 1 8pts;
 3000mSC 19:33.6
 1928 5000m 1 14:38.0; 10000m 2 30:19.4

National Titles

FIN none (Never ran them)
 AAU USA 6 Miles 1927-30:43.4
 10 Miles 1922-52:03.8; 1923-51:04.2;
 1925-53:05.4; 1926-53:30.2;
 1927-53:36.4
 2 Miles Sc 1923-10:45.6; 1926-10:34.2;
 1927-10:19.4
 X-C 1922, 1923, 1925, 1926, 1927



	14:48.0 i	2	New York	06/01/25
10000m	30:19.4	2	Amsterdam	29/07/28 OG
	30:23.2	1	Colombes	06/07/24 OG
	30:35.4	1	Helsinki	25/05/24
	30:44.5	2	Tampere	15/09/24
	30:49.9	1	Helsinki	07/07/28
	31:01.5		Laihia	19/08/24
	31:20.5	1	Tampere	03/08/24
	31:25.0	1	Lapua	30/08/24
	31:26.2	1	Ilmajoki	31/08/24
	31:38*	1	New York	27/10/23
3000mSC	9:33.6	1	Colombes	09/07/24 OG
	9:42.7	1	Tampere	29/05/24
	9:46.6	1h1	Amsterdam	01/08/28 OG
	9:59.0	1h3	Colombes	07/07/24 OG

Halina Konopacka - POL

(26/02/1900 - †28/01/1989)

Annual Progression

	DT	SP	JT
1924	23.45 (15) (1,5k)		
1925	33.405 (1)	9.96 (2)	27.74 (9) -800g-
1926	37.71 (2)	10.92 (12) (8lbs)	30.04 (8) -800g-
1927	39.18 (1)	10.125 (20)	27.63 (49)
1928	39.62 (1)	10.95 (10)	33.92 (14)
1929	37.15 (5)	10.71 (23)	32.24 (41)
1930	37.48 (5)	11.33 (14)	34.83 (20)
1931	37.82 (5)	10.60 (44)	32.00 (75)
1936	36.95 (31)		

200m	1928-28.4 (82)
LJ	1926-4.81 (83); 1927-4.885 (80); 1928-4.93 (85)
Pen	1927-3350,28 (4); 1928-4066,07 (1)
(polish table)	1929-3691,20 (1); 1930-3989,99 (1)

OG

1928 DT 1 39.62

FSFI

1926 HJ-DNQ; SP 3 19.25(bh); DT 1 37.71;
JT 8 40.18(bh)

1930 DT 1 36.80

National Titles

HJ 1929-1.395
SP 1924-7.605; 1925-9.805; 1926-8.160; 1927-10.12;
1928-10.39
DT 1924-23.45; 1925-26.99; 1926-34.90; 1927-35.68;
1928-37.24; 1930-36.22; 1931-37.82
JT 1925-22.86; 1926-27.44; 1930-32.63
Pen 1928-4066; 1929-3691.2; 1930-3989.88

National records

National records

10000m	30:35.4	Helsinki	25/05/24	WR
	30:23.2	Colombes	06/07/24	WR

World Indoor records

2 miles	9:03.8	Buffalo	12/02/25	WB
3 miles	14.15.8	New York	28/02/23	WB
	14:04.0	New York	27/01/25	WB
	14:01.4	New York	14/02/25	WB
	13:56.2	New York	24/02/25	WB
5000m	15:01.4	Brooklyn	24/02/23	WB
	14:31.0	New York	03/02/25	WB
	14:23.2	New York	24/02/25	WB

Top 10 Marks

5000m	14:23.2 i	1	New York	24/02/25	AAU Champs
	14:31.0 i	1	New York	03/02/25	
	14:31.5	2	Colombes	10/07/24	OG
	14:33.4 i	1	New York	17/03/25	
	14:36.2	1	Helsinki	21/06/28	
	14:38.0	1	Amsterdam	03/08/28	OG
	14:39.4 i	1	Brooklyn	24/01/25	
	14:47.0	1	Helsinki	24/05/24	
	14:47.6 i	1	Brooklyn	23/01/26	

LJ	4.885	Poznan	18/09/27	
SP	10.02	Poznan	16/07/27	
	10.125	Poznan	17/07/27	
	10.39	Krakow	01/09/28	
	10.41	Krakow	02/09/28	
	10.95	Wien	09/09/28	
DT	31.23	Warszawa	10/05/25	WB
	33.40	Warszawa	21/06/25	WB
	34.15	Warszawa	23/05/26	WR
	34.90	Warszawa	08/08/26	WB
	37.71	Göteborg	27/08/26	
	39.18	Warszawa	04/09/27	WR
	39.62	Amsterdam	31/07/28	WR
JT	33.92	Bydgoszcz	30/09/28	
Pen	3350	Warszawa	04/09/27	
	3465.1	Warszawa	08/07/28	
	4065.07	Bydgoszcz	30/09/28	

Top 10 Marks

DT	39.62	1	Amsterdam	31/07/28	OG
	39.30	1	Warszawa	07/10/28	
	39.18	1	Warszawa	04/09/27	
	39.17	Q	Amsterdam	31/07/28	OG
	39.01		Warszawa	04/11/28	
	39.00	Pen	Bydgoszcz	30/09/28	
	38.96	1	Praha	16/09/28	
	37.93	Pen	Warszawa	08/07/28	
	37.82	1	Warszawa	19/07/31	
	37.71	1	Göteborg	27/08/26	WG

**Volmari Iso-Hollo - FIN**

(01/05/1907 - †23/06/1969)

Annual Progression

	1500m	3000m	5000m	10000m	3000mSC
1927		9:02.6			
1928	4:12.6	8:54.0	15:18.7 (44)	32:34.8 (33)	
1929	4:04.1 (38)	8:43.8 (7)	15:00.9 (8)		9:41.0 (8)
1930	4:06.5	8:36.6 (5)	14:53.2 (6)	31:05.3 (2)	
1931	3:59.3 (17)	8:24.9 (3)	14:36.3 (2)	30:51.4 (2)	
1932	4:00.0 (30)	8:31.6 (3)	14:18.3 (2)	30:12.6 (2)	9:14.6 (1)
1933	3:55.5 (10)	8:19.6 (1)	14:45.9 (6)	30:21.2 (1)	9:09.4 (1)
1934		8:33.3 (9)	14:56.4 (23)		9:40.1 (20)
1935	3:55.7 (17)	8:23.1 (3)	14:44.4 (7)	31:47.0 (11)	
1936	3:54.3 (16)	8:28.0 (7)	14:34.7 (7)	30:20.2 (3)	9:03.8 (1)
1937	3:56.0 (25)	8:33.4 (19)	14:43.0 (13)		9:33.6 (14)
1938		8:40.6	14:53.4 (36)	31:03.5 (14)	9:34.5 (19)
1939		8:34.8	14:47.6 (29)	30:47.4 (10)	9:08.8 (3)
1940			15:21.0	31:41.2 (29)	9:30.0 (16)
1945			15:52.0		9:51.0
1946			8:57.0		
1948			15:41.6	32:11.0	
1949					10:06.2

1950

9:50.2

OG

1932 10000m 2 30:12.6; 3000mSC 1 10:33.4 (460m long)

1936 10000m 3 30:20.2; 3000mSC 1 9:03.8

National Titles

FIN 3000mSC 1936-9:16.0

AAA ENG 2 miles SC 1933-10:06.6

National Records

3000mSC 9:14.6 Los Angeles 01/08/32 WB

9:09.4 Lahti 28/05/33 WB

9:03.8 Berlin 08/08/36 WB

4 Miles 19:01.0 Viipuri 20/07/33 WR

15km 46:45.4 Viipuri 27/09/36 WB

Top 10 Marks

3kmSC	9:03.8	1	Berlin	08/08/36	OG
	9:08.8	1	Stockholm	28/07/39	SWEvFIN
	9:09.4	1	Lahti	28/05/33	
	9:10.6	1	Stockholm	11/08/39	
	9:11.0	1	Helsinki	07/09/33	
	9:11.2	1	Malmö	31/07/39	
	9:11.4	2	Helsinki	13/07/39	
	9:12.4	3	Helsinki	17/09/39	
	9:14.6	1h2	Los Angeles	01/08/32	OG
	9:15.2	1	Vaasa	30/08/39	

**David Brownlow Cecil (Lord Burghley) - GBR**

(09/02/1905 - †22/10/1981)

Annual Progression


	110mH	400mH
1924	16.0y	
1925	15.4yw	54.8 (4)
1926	15.1y (19)	54.7 (1)
1927	14.8y (7)	53.9 (3)
1928	15.0 (19)	53.4 (7)
1929	15.0 (16)	54.3 (8)
1930	14.5y (2)	53.5 (3)
1931	14.7y (9)	53.9 (5)
1932	14.6 (9)	52.2 (5)
1933		53.6 (3)

Internationals: 11

OG

1924 110mH ht

1928 110mH SF; 400mH 1 53.4



1932 110mH 5 14.83; 400mH 4 52.01;
4x400m 2 3:11.2

BEG

1930 120yH 14.6; 440yH 54.4; 4x440y 1 3:19.4

National titles

120yH 1929-15.4; 1930-15.2; 1931-14.8
440yH 1926-55.0; 1927-54.2; 1928-54.0; 1930-53.8;
1932-54.4

National Records

120yH	14.8	Cambridge	11/06/27
	14.5	London	09/06/30
440yH	55.6	London	02/07/26
	55.0	London	03/07/26
	54.2	London	02/07/27
	54.0	London	07/07/28
	53.8	London	05/07/30

Top 10 Marks

400mH	52.2	4	Los Angeles	01/08/32	OG
	53.0	3s1	Los Angeles	31/07/32	OG
	53.4	1	Amsterdam	30/07/28	OG
	53.5y	1	London	05/07/30	AAA
	53.6	2	London	08/07/33	AAA
	53.7y	1	London	07/07/28	AAA
	53.9y	1	London	02/07/27	AAA
	53.9y	2	London	22/08/31	
	54.0	3s1	Amsterdam	29/07/28	OG
	54.1y	1	Hamilton	16/08/30	BEG

Patrick O'Callaghan - IRL

(15/09/1905 - †01/12/1991)

Annual Progression


	HT
1927	46.16 (25)
1928	52.32 (2)
1929	49.78 (12)
1930	52.22 (3)
1931	56.06 (1)
1932	53.92 (1)
1933	56.94 (1)
1934	51.43 (9)
1935	52.68 (7)
1937	59.56 (1)

OG

1928 HT 1 51.39
1932 HT 1 53.92

National Titles

HJ 1930-1.83; 1931-1.83; 1932-1.83
SP 1930-13.55; 1931-13.78; 1932-13.78;



1934-13.64; 1935-13.03
DT 1931-39.98
56lb 1928-7.97; 1930-7.83; 1931-8.17; 1932-7.92
HT 1927-43.36; 1928-49.53; 1930-51.84;
1931-51.48; 1932-51.18; 1935-48.42
56lb (over bar) 1927-4.34; 1930-4.27; 1931-4.27

AAU

HT 1933-49.15

National Records

52.32	Kantuk	01/07/28	
52.48	Stockholm	10/07/31	
54.48	Stockholm	11/07/31	
56.06	Clomsel	09/08/31	ER
56.94	Enniscorthy	24/09/33	EB

59.56 Fermoy 22/08/37 WB

Top 10 Marks

HT	59.56	1	Fermoy	22/08/37
	56.94	1	Enniscorthy	24/09/33
	56.67	1	Wexford	29/09/33
	56.06	1	Clonmel	09/08/31
	54.48	1	Stockholm	11/07/31
	53.95			02/09/33
	53.92	1	Los Angeles	01/08/32 OG
	53.90	1	Dublin	25/07/31
	53.24	1	Tipperary	30/08/31
	52.68			1935

Gunder Hägg -SWE

(31/12/1918 - †27/11/2004)

Annual Progression

	1500m	1 mile	3000m	5000m
1936	4:14.0			16:11.0
1937	4:10.8		8:36.8	
1938	4:04.6		8:36.0	15:00.7 (48)
1939	4:10.5			15:19.8
1940	3:48.8 (5)		8:11.8 (2)	14:38.2 (2)
1941	3:47.5 (1)	4:09.2 (2)	8:19.2 (3)	
1942	3:45.8 (1)	4:04.6 (1)	8:01.2 (1)	13:58.1 (1)
1943	3:47.8 (2)	4:05.3 (3)	8:13.0 (1)	14:48.5 (19)
1944	3:43.0 (1)	4:02.0 (2)	8:07.6 (1)	14:24.4 (3)
1945	3:45.4 (2)	4:01.3 (1)	8:15.8 (1)	14:29.0 (5)

800m 1941-1:54.4 (unsanctioned meet); 1942-1:52.8(17)
3kmSC 1938-9:23.0 (7)

Internationals: 2

National Titles

1500m 1941-3:47.5
5000m 1944-14:32.2

National Records

1500m	3:48.6	Malmö	21/07/41	EB
	3:47.5	Stockholm	10/08/41	WR
	3:45.8	Stockholm	17/07/42	WR
	3:43.0	Göteborg	07/07/44	WR
1 Mile	4:06.1	Göteborg	01/07/42	WR
	4:04.6	Stockholm	04/09/42	WR
	4:01.3	Malmö	17/07/44	WR
2000m	5:16.3	Malmö	21/07/42	WR
	5:11.7	Östersund	23/08/42	WR
3000m	8:01.2	Stockholm	28/08/42	WR
5000m	13:58.1	Göteborg	20/09/42	WR
4x1500m	15:38.6	Norrköping	29/07/45	WR

Other World records

2 Miles 8:47.8 Stockholm 03/07/42 WR



	8:46.4	Östersund	25/06/44	WR
	8:42.8	Stockholm	04/08/44	WR
3 Miles	13:35.4	Stockholm	11/09/42	WR
	13:32.4	Göteborg	20/09/42	WR

Top 10 Marks

1500m	3:43.0	1	Göteborg	07/07/44
	3:45.4	1*	Malmö	17/07/45
	3:45.8	1	Stockholm	17/07/42
	3:47.5	1	Stockholm	10/08/41 NC
	3:47.8+	1	Cambridge,MA	24/07/43
	3:48.2	1	Hälsingborg	02/07/44
	3:48.4	1	Östersund	05/07/42
	3:48.6	1	Malmö	21/07/41
	3:48.7+	1	Berea,OH	31/07/43
	3:48.8	1	Göteborg	07/08/40
	3:48.8+	1	Stockholm	04/09/42